



016-1141-000

Art. 016-1141-000

Manual grease pump 16 kg

Outlet grease pressure 400 bar, 60 g delivery each 10 cycles of the lever

Composed by:

Wheeled tank 16 kg

Art.014-1059-030 Follower plate Ø 220 mm with spring

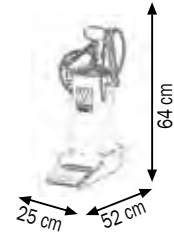
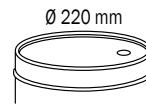
Art.906-0142-020 1SC 1/4" hose F 1/4" - F 10X1 2.0 m length

Art.017-1155-000 Cock M-F 10x1 mm

Art.017-1156-000 200 mm rigid pipe and 4-jaws coupling



016-1141-000 12,850 0,090 1



016-1142-000

Art. 016-1142-000

Wheeled manual grease pump 16 kg

Outlet grease pressure 400 bar, 60 g delivery each 10 cycles of the lever

Composed by:

Wheeled tank 16 kg

Art.014-1059-030 Follower plate Ø 220 mm with spring

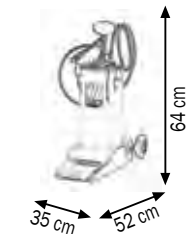
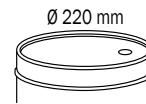
Art.906-0142-020 1SC 1/4" hose F 1/4" - F 10X1 2.0 m length

Art.017-1155-000 Cock M-F 10x1 mm

Art.017-1156-000 200 mm rigid pipe and 4-jaws coupling



016-1142-000 14,300 0,090 1



016-1144-000

Art. 016-1144-000

Wheeled manual grease pedal pump 16 kg

Outlet grease pressure 400 bar, 40 g delivery each 10 cycles of the lever

Composed by:

Wheeled tank 16 kg

Art.014-1059-012 Follower plate Ø 220 mm with spring

Art.906-0142-020 1SC 1/4" hose F 1/4" - F 10X1 2.0 m length

Art.017-1155-000 Cock M-F 10x1 mm

Art.017-1156-000 200 mm rigid pipe and 4-jaws coupling



016-1144-000 16,600 0,090 1

