

# AUTOMATIC HOSE REELS IN AISI 304 STAINLESS STEEL SERIES HEAVY - DUTY FOR WATER 150 °C 400 bar

Equipped with:

- Blue no trace synthetic rubber hoses 2SC
- Galvanized steel connections
- AISI 304 stainless steel 90° swivelling joint
- Teflon seals



HDX-460	Article	L. hose	Ø hose	Max pressure	Inlet-Outlet
	073-2305-300	without hose	-	-	F1/2"G - M3/8"G
	073-2305-400	without hose	-	-	F1/2"G - M1/2"G
	073-2305-220	20 m	5/16"	400 bar	F1/2"G - F3/8"G
	073-2305-315	15 m	3/8"	400 bar	F1/2"G - F3/8"G
	073-2305-318	18 m	3/8"	400 bar	F1/2"G - F3/8"G
	073-2305-415	15 m	1/2"	400 bar	F1/2"G - F1/2"G



HDX-550	Article	L. hose	Ø hose	Max pressure	Inlet-Outlet
	073-2405-300	without hose	-	-	F1/2"G - M3/8"G
	073-2405-400	without hose	-	-	F1/2"G - M1/2"G
	073-2405-320	20 m	3/8"	400 bar	F1/2"G - F3/8"G
	073-2405-325	25 m	3/8"	400 bar	F1/2"G - F3/8"G
	073-2405-420	20 m	1/2"	400 bar	F1/2"G - F1/2"G
	073-2405-425	25 m	1/2"	400 bar	F1/2"G - F1/2"G

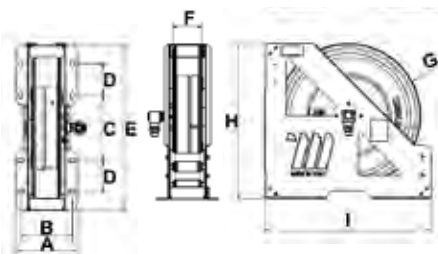





HDX-555	Article	L. hose	Ø hose	Max pressure	Inlet-Outlet
	073-2505-300	without hose	-	-	F3/8"G - M3/8"G
	073-2505-400	without hose	-	-	F1/2"G - M1/2"G
	073-2505-330	30 m	3/8"	400 bar	F1/2"G - F3/8"G
	073-2505-430	30 m	1/2"	400 bar	F1/2"G - F1/2"G



HDX-560	Article	L. hose	Ø hose	Max pressure	Inlet-Outlet
	073-2605-300	without hose	-	-	F1/2"G - M3/8"G
	073-2605-400	without hose	-	-	F1/2"G - M1/2"G
	073-2605-340	40 m	3/8"	400 bar	F1/2"G - F3/8"G
	073-2605-350	50 m	3/8"	400 bar	F1/2"G - F3/8"G
	073-2605-440	40 m	1/2"	400 bar	F1/2"G - F1/2"G

## OVERALL DIMENSIONS



Mod.	A	B	C	D	E	F	G	H	I			
HDX-460	196	163	209	100	529	95	460	495	534	22,60<30,74	0,072	1
HDX-550	230	197	324	100	644	120	550	597	649	39,05<52,53	0,120	1
HDX-555	280	247	324	100	644	170	550	597	649	50,50<66,00	0,145	1
HDX-560	460	427	324	100	644	350	550	597	649	59,50<80,50	0,230	1