

AUTOMATIC HOSE REELS IN AISI 304 STAINLESS STEEL SERIES HEAVY - DUTY FOR AIR-WATER FROM 20 TO 28 bar

Equipped with:

- Black synthetic rubber hoses R6
- Galvanized steel connections
- Brass 90° swivelling joint
- Viton® seals



HDX-460	Article	L. hose	Ø hose	Max pressure	Inlet-Outlet
	073-2302-400	without hose	-	-	F1/2"G - M1/2"G
	073-2302-415	15 m	1/2"	28 bar	F1/2"G - M1/2"G
	073-2302-418	18 m	1/2"	28 bar	F1/2"G - M1/2"G



HDX-550	Article	L. hose	Ø hose	Max pressure	Inlet-Outlet
	073-2402-400	without hose	-	-	F1/2"G - M1/2"G
	073-2402-500	without hose	-	-	F1"G - M3/4"G
	073-2402-420	20 m	1/2"	28 bar	F1/2"G - M1/2"G
	073-2402-425	25 m	1/2"	28 bar	F1/2"G - M1/2"G
	073-2402-515	15 m	3/4"	21 bar	F1"G - M3/4"G

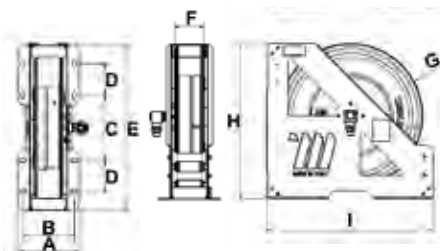





HDX-555	Article	L. hose	Ø hose	Max pressure	Inlet-Outlet
	073-2502-400	without hose	-	-	F1/2"G - M1/2"G
	073-2502-500	without hose	-	-	F1"G - M3/4"G
	073-2502-600	without hose	-	-	F1"G - M1"G
	073-2502-430	30 m	1/2"	28 bar	F1/2"G - M1/2"G
	073-2502-520	20 m	3/4"	21 bar	F1"G - M3/4"G
	073-2502-615	15 m	1"	20 bar	F1"G - M1"G



HDX-560	Article	L. hose	Ø hose	Max pressure	Inlet-Outlet
	073-2602-400	without hose	-	-	F1/2"G - M1/2"G
	073-2602-500	without hose	-	-	F1"G - M3/4"G
	073-2602-600	without hose	-	-	F1"G - M1"G
	073-2602-440	40 m	1/2"	28 bar	F1/2"G - M1/2"G
	073-2602-450	50 m	1/2"	28 bar	F1/2"G - M1/2"G
	073-2602-530	30 m	3/4"	21 bar	F1"G - M3/4"G
	073-2602-540	40 m	3/4"	21 bar	F3/4"G - M3/4"G
	073-2602-620	20 m	1"	20 bar	F1"G - M1"G
	073-2602-630	30 m	1"	20 bar	F1"G - M1"G

OVERALL DIMENSIONS



Mod.	A	B	C	D	E	F	G	H	I			
HDX-460	196	163	209	100	529	95	460	495	534	22,63<27,20	0,072	1
HDX-550	230	197	324	100	644	120	550	597	649	39,05<45,33	0,120	1
HDX-555	280	247	324	100	644	170	550	597	649	50,50<59,52	0,145	1
HDX-560	460	427	324	100	644	350	550	597	649	59,50<77,10	0,230	1