

AUTOMATIC HOSE REELS IN PAINTED STEEL SERIES HEAVY - DUTY FOR WATER 150 °C 400 bar



Equipped with:

- Blue no trace synthetic rubber hoses 2SC
- Galvanized steel connections
- AISI 304 stainless steel 90° swivelling joint
- Teflon seals

HD-460	Article	L. hose	Ø hose	Max pressure	Inlet-Outlet
	073-1305-300	without hose	-	-	F1/2"G - M3/8"G
	073-1305-400	without hose	-	-	F1/2"G - M1/2"G
	073-1305-220	20 m	5/16"	400 bar	F1/2"G - F3/8"G
	073-1305-315	15 m	3/8"	400 bar	F1/2"G - F3/8"G
	073-1305-318	18 m	3/8"	400 bar	F1/2"G - F3/8"G
	073-1305-415	15 m	1/2"	400 bar	F1/2"G - F1/2"G



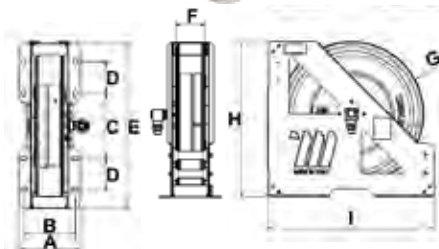
HD-550	Article	L. hose	Ø hose	Max pressure	Inlet-Outlet
	073-1405-300	without hose	-	-	F1/2"G - M3/8"G
	073-1405-400	without hose	-	-	F1/2"G - M1/2"G
	073-1405-320	20 m	3/8"	400 bar	F1/2"G - F3/8"G
	073-1405-325	25 m	3/8"	400 bar	F1/2"G - F3/8"G
	073-1405-420	20 m	1/2"	400 bar	F1/2"G - F1/2"G
	073-1405-425	25 m	1/2"	400 bar	F1/2"G - F1/2"G






HD-555	Article	L. hose	Ø hose	Max pressure	Inlet-Outlet
	073-1505-300	without hose	-	-	F1/2"G - M3/8"G
	073-1505-400	without hose	-	-	F1/2"G - M1/2"G
	073-1505-330	30 m	3/8"	400 bar	F1/2"G - F3/8"G
	073-1505-430	30 m	1/2"	400 bar	F1/2"G - F1/2"G



HD-560	Article	L. hose	Ø hose	Max pressure	Inlet-Outlet
	073-1605-300	without hose	-	-	F1/2"G - M3/8"G
	073-1605-400	without hose	-	-	F1/2"G - M1/2"G
	073-1605-340	40 m	3/8"	400 bar	F1/2"G - F3/8"G
	073-1605-350	50 m	3/8"	400 bar	F1/2"G - F3/8"G
	073-1605-440	40 m	1/2"	400 bar	F1/2"G - F1/2"G



OVERALL DIMENSIONS

Mod.	A	B	C	D	E	F	G	H	I			
HD-460	196	163	209	100	529	95	460	495	534	23,26<31,40	0,072	1
HD-550	230	197	324	100	644	120	550	597	649	39,92<53,40	0,120	1
HD-555	280	247	324	100	644	170	550	597	649	51,40<66,90	0,145	1
HD-560	460	427	324	100	644	350	550	597	649	60,67<81,67	0,230	1