




SWIVELLING AUTOMATIC HOSE REELS IN AISI 304 STAINLESS STEEL FOR WATER 150 °C 400 bar


Equipped with:

- Blue no trace synthetic rubber hoses 2SC
- Galvanized steel connections
- AISI 304 stainless steel 90° swivelling joint
- Viton® seals




Article	L. hose	Ø hose	Max pressure	Inlet-Outlet	SX-400
071-2205-300	without hose	-	-	F1/2"G - M3/8"G	
071-2205-400	without hose	-	-	F1/2"G - M1/2"G	
071-2205-210	10 m	5/16"	400 bar	F1/2"G - F3/8"G	
071-2205-215	15 m	5/16"	400 bar	F1/2"G - F3/8"G	
071-2205-310	10 m	3/8"	400 bar	F1/2"G - F3/8"G	
071-2205-410	10 m	1/2"	400 bar	F1/2"G - F1/2"G	

Article	L. hose	Ø hose	Max pressure	Inlet-Outlet	SX-460
071-2305-300	without hose	-	-	F1/2"G - M3/8"G	
071-2305-400	without hose	-	-	F1/2"G - M1/2"G	
071-2305-220	20 m	5/16"	400 bar	F1/2"G - F3/8"G	
071-2305-315	15 m	3/8"	400 bar	F1/2"G - F3/8"G	
071-2305-318	18 m	3/8"	400 bar	F1/2"G - F3/8"G	
071-2305-415	15 m	1/2"	400 bar	F1/2"G - F1/2"G	

Article	L. hose	Ø hose	Max pressure	Inlet-Outlet	SX-550
071-2405-300	without hose	-	-	F1/2"G - M3/8"G	
071-2405-400	without hose	-	-	F1/2"G - M1/2"G	
071-2405-320	20 m	3/8"	400 bar	F1/2"G - F3/8"G	
071-2405-325	25 m	3/8"	400 bar	F1/2"G - F3/8"G	
071-2405-420	20 m	1/2"	400 bar	F1/2"G - F1/2"G	
071-2405-425	25 m	1/2"	400 bar	F1/2"G - F1/2"G	

Article	L. hose	Ø hose	Max pressure	Inlet-Outlet	SX-555
071-2505-300	without hose	-	-	F1/2"G - M3/8"G	
071-2505-400	without hose	-	-	F1/2"G - M1/2"G	
071-2505-330	30 m	3/8"	400 bar	F1/2"G - F3/8"G	
071-2505-430	30 m	1/2"	400 bar	F1/2"G - F1/2"G	

OVERALL DIMENSIONS SWIVELLING VERSION

Mod.	A	B	C	D	E	F	G	H			
SX-400	150	120	168	196	95	460	400	550	13,50<20,50	0,084	1
SX-460	150	120	168	196	95	490	460	575	17,50<24,00	0,094	1
SX-550	200	150	225	270	120	572	550	680	23,00<45,00	0,130	1
SX-555	250	200	225	270	170	572	550	680	27,00<54,00	0,150	1

