

FIXED AUTOMATIC HOSE REELS IN PAINTED STEEL FOR GREASE FROM 275 TO 400 bar

Equipped with:

- Black synthetic rubber hoses 2SC
- Galvanized steel connections
- Galvanized steel 90° swivelling joint
- Polyurethane seals



F-400	Article	L. hose	Ø hose	Max pressure	Inlet-Outlet
	070-1207-200	without hose	-	-	M1/4"G - M1/4"G
	070-1207-300	without hose	-	-	M3/8"G - M3/8"G
	070-1207-400	without hose	-	-	M1/2" - M1/2"
	070-1207-110	10 m	1/4"	400 bar	M1/4"G - M1/4"G
	070-1207-115	15 m	1/4"	400 bar	M1/4"G - M1/4"G
	070-1207-310	10 m	3/8"	330 bar	M3/8"G - M3/8"G
	070-1207-410	10 m	1/2"	275 bar	M1/2"G - M1/2"G



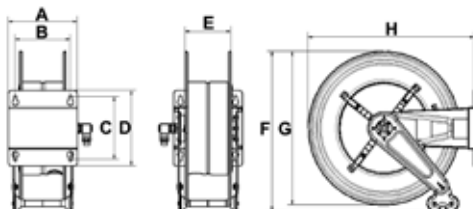
F-460	Article	L. hose	Ø hose	Max pressure	Inlet-Outlet
	070-1307-200	without hose	-	-	M1/4"G - M1/4"G
	070-1307-300	without hose	-	-	M3/8"G - M3/8"G
	070-1307-400	without hose	-	-	M1/2"G - M1/2"G
	070-1307-118	18 m	1/4"	400 bar	M1/4"G - M1/4"G
	070-1307-315	15 m	3/8"	330 bar	M3/8"G - M3/8"G
	070-1307-415	15 m	1/2"	275 bar	M1/2"G - M1/2"G






F-550	Article	L. hose	Ø hose	Max pressure	Inlet-Outlet
	070-1407-300	without hose	-	-	M3/8"G - M3/8"G
	070-1407-400	without hose	-	-	M1/2"G - M1/2"G
	070-1407-320	20 m	3/8"	330 bar	M3/8"G - M3/8"G
	070-1407-325	25 m	3/8"	330 bar	M3/8"G - M3/8"G
	070-1407-420	20 m	1/2"	275 bar	M1/2"G - M1/2"G
	070-1407-425	25 m	1/2"	275 bar	M1/2"G - M1/2"G



F-555	Article	L. hose	Ø hose	Max pressure	Inlet-Outlet
	070-1507-300	without hose	-	-	M3/8"G - M3/8"G
	070-1507-400	without hose	-	-	M1/2"G - M1/2"G
	070-1507-330	30 m	3/8"	330 bar	M3/8"G - M3/8"G
	070-1507-430	30 m	1/2"	275 bar	M1/2"G - M1/2"G



OVERALL DIMENSIONS FIXED VERSION

Mod.	A	B	C	D	E	F	G	H			
F-400	158	120	168	192	95	460	400	435	12,50<19,50	0,084	1
F-460	158	120	168	192	95	490	460	490	16,50<23,00	0,094	1
F-550	200	150	225	270	120	590	550	600	22,00<45,00	0,130	1
F-555	250	200	225	270	170	590	550	600	26,00<53,00	0,150	1